

FSP-22A-20 ✓ ACTIVE

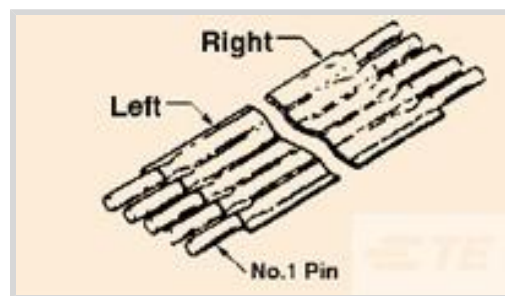
TE Internal #: 6-1437166-1

Wire-to-Board Jumpers & Shunts, Flat Flexible Strip Jumper, Wire-to-Board, 20 Position, .1 in [2.54 mm] Centerline, 1 Row, Length 50.8 mm [2 in]

[View on TE.com >](#)



Connectors > PCB Connectors > Wire-to-Board Connectors > Wire-to-Board Jumpers & Shunts



PCB Jumper & Shunt Assembly Type: **Flat Flexible Strip Jumper**

Connector System: **Wire-to-Board**

Number of Positions: **20**

Centerline (Pitch): **2.54 mm [.1 in]**

Number of Rows: **1**

Features

Product Type Features

Compatible With Discrete Wire Type	Solid
PCB Jumper & Shunt Assembly Type	Flat Flexible Strip Jumper
Connector System	Wire-to-Board
Connector & Contact Terminates To	Printed Circuit Board

Configuration Features

Number of Conductors	20
Number of Positions	20
Number of Rows	1

Electrical Characteristics

Impedance	115 Ω
Operating Voltage	300 VAC

Body Features

Flexible Strip Jumper Insulation Material	Polyester
---	-----------

Contact Features

Pin Arrangement (Left)	A
Pin Arrangement (Right)	A
Contact Current Rating (Max)	3 A

Housing Features



Centerline (Pitch)	2.54 mm[.1 in]
--------------------	----------------

Dimensions

Wire Size	.25 mm ²
Product Length	50.8 mm[2 in]

Usage Conditions

Operating Temperature Range	-40 – 105 °C[-40 – 221 °F]
-----------------------------	----------------------------

Operation/Application

Circuit Application	Power & Signal
---------------------	----------------

Product Compliance

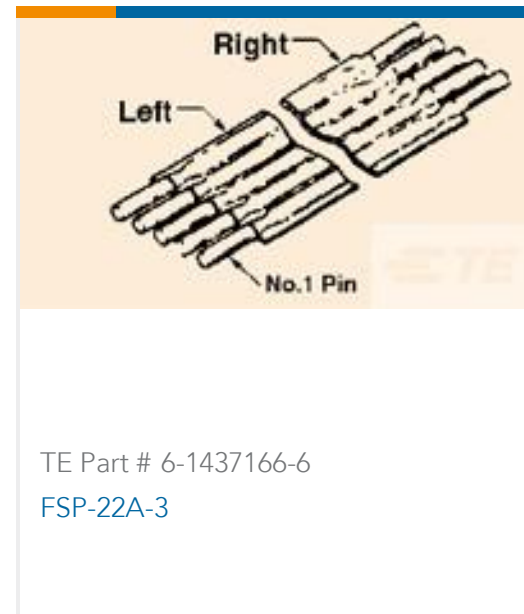
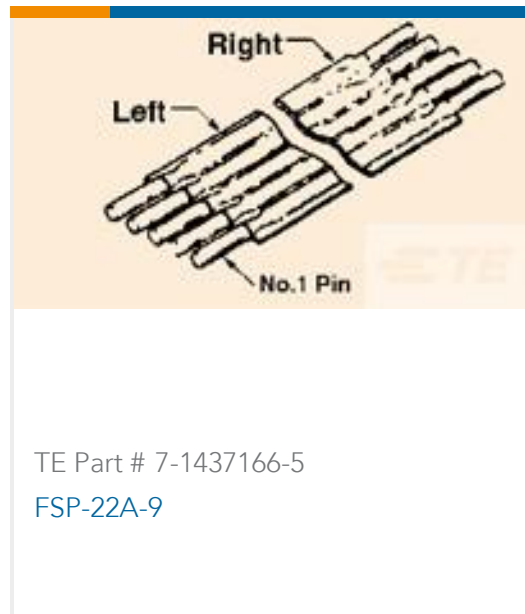
[For compliance documentation, visit the product page on TE.com>](#)

EU RoHS Directive 2011/65/EU	Compliant
EU ELV Directive 2000/53/EC	Compliant
China RoHS 2 Directive MIIT Order No 32, 2016	No Restricted Materials Above Threshold
EU REACH Regulation (EC) No. 1907/2006	Current ECHA Candidate List: JUNE 2022 (224) Candidate List Declared Against: JUNE 2022 (224) Does not contain REACH SVHC
Halogen Content	Low Halogen - Br, Cl, F, I < 900 ppm per homogenous material. Also BFR/CFR/PVC Free
Solder Process Capability	Wave solder capable to 265°C

Product Compliance Disclaimer

This information is provided based on reasonable inquiry of our suppliers and represents our current actual knowledge based on the information they provided. This information is subject to change. The part numbers that TE has identified as EU RoHS compliant have a maximum concentration of 0.1% by weight in homogenous materials for lead, hexavalent chromium, mercury, PBB, PBDE, DBP, BBP, DEHP, DIBP, and 0.01% for cadmium, or qualify for an exemption to these limits as defined in the Annexes of Directive 2011/65/EU (RoHS2). Finished electrical and electronic equipment products will be CE marked as required by Directive 2011/65/EU. Components may not be CE marked. Additionally, the part numbers that TE has identified as EU ELV compliant have a maximum concentration of 0.1% by weight in homogenous materials for lead, hexavalent chromium, and mercury, and 0.01% for cadmium, or qualify for an exemption to these limits as defined in the Annexes of Directive 2000/53/EC (ELV). Regarding the REACH Regulation, the information TE provides on SVHC in articles for this part number is based on the latest European Chemicals Agency (ECHA) 'Guidance on requirements for substances in articles' posted at this URL: <https://echa.europa.eu/guidance-documents/guidance-on-reach>

Compatible Parts



Documents

Product Drawings

[FSP-22A-20](#)

English

Product Specifications

[Product Specification](#)

English